

Target Price: SAR75/share
Current Price: SAR67/share
Upside: ~12% (+Div. Yield: 3%)
Rating: Overweight

Theeb Rent a Car Company (Theeb)

Robust leasing backlog to ensure healthy earnings growth

- Healthy top-line growth, backed by strong fleet expansion (likely to be a high-single digit in the medium term) amid solid backlog and improving market dynamics.
- Earnings are likely to rise a CAGR of 15% over 2023-27e, aided by fleet expansion and healthy margins.
- We revise our target price to SAR75/share, implying an upside of ~12% and maintain our Overweight rating.

Growing leasing backlog to support top-line growth: Theeb has a healthy revenue visibility for its leasing segment, supported by a strong backlog that stood at SAR1,001mn as of 1Q24 (+88% y/y), with the majority of orders to be delivered in 2024-25 (62% of total backlog; Figure 2). Additionally, the segment's average fleet size showcased impressive growth during 1Q24, increasing by 39% y/y to reach 17.1k from ~12.3k in the same quarter last year (+18% q/q). With a robust leasing backlog and an anticipated pipeline, we, on a conservative basis, expect the segment revenue to continue its trend and grow at a CAGR of 13% (previously ~7%) over the period 2023-27e. On the other hand, the rental segment experienced pressure during 1Q24 mainly due to Ramadan effect (utilization dropped to 68.6% from 72.2% in the same quarter last year) and change in client mix. However, given the rising demand from domestic travelers, tourism activities, and corporate clients, we anticipate the company to add more rented vehicle gradually in the coming years (low-mid single digit CAGR). This, along with a healthy utilization of above 70% would enable the company to record a modest top-line growth for the segment going forward (~5% CAGR over 2023-27e).

Healthy earnings growth: We remain positive on Theeb, driven by its robust backlog and favorable demand environment. However, we slightly revised our gross margin estimates in the range of ~33-34% (34-35% earlier), mainly due to slower-than-expected growth in the rental segment and change in revenue mix. Nonetheless, the company is undergoing to optimize operational cost (especially the insurance & maintenance cost) which are expected to enhance margins gradually, in our view. With the increased fleet size and a delay in rate cuts, we also expect finance costs to increase, which may limit the bottom-line growth. Overall, we anticipate a bottom-line growth CAGR of 15% over 2023-27e (previously 18%).

Figure 1: Key financial metrics

SARmn	2023a	2024e	2025e	2026e
Revenue	1,135	1,295	1,415	1,505
Revenue growth	17%	14%	9%	6%
Gross Profit	359	423	467	508
Gross Profit margin	32%	33%	33%	34%
EBITDA	538	610	660	709
Op. income	206	262	292	323
Net profit	142	172	194	228
Net profit margin	13%	13%	14%	15%
EPS (SAR)	3.3	4.0	4.5	5.3
DPS (SAR)	1.6	2.0	2.3	2.7
P/E	20.3x	16.7x	14.8x	12.6x

Source: Company, GIB Capital

Stock data

TASI ticker	4261
Mcap (SARmn)	2,881
Avg. Trd. Val (3m) (SARmn)	6.5
Free float	64.5%
QFI holding	3.7%
TASI FF weight	0.10%

Source: Bloomberg

TASI vs Theeb indexed to 100



Source: Bloomberg

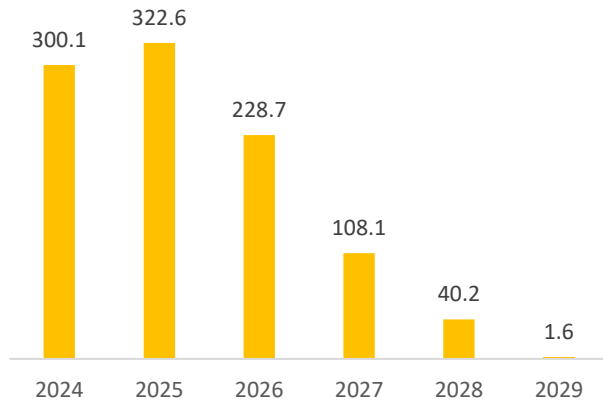
Kunal Doshi

+966-11-834 8372

Kunal.doshi@gibcapital.com

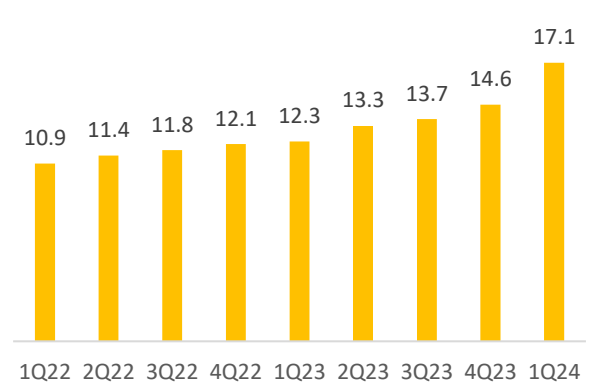
Valuation and risk: Post revision in our estimates, we revise our 1Y forward TP to SAR75 (SAR80 earlier), based on the average of DCF (SAR73 TP) and P/E (16x avg. 2024-25 EPS; SAR77 TP), implying an Overweight rating. Key downside risks are global recession, lower than expected benefits from Riyadh/Jeddah seasons, cut in VAT, return of the pandemic, increased competition, cost inflation for new vehicles, supply chain issues for automobiles, and cancellation of long-term leasing contracts.

Figure 2: Leasing backlog recognition (end of Mar-24 – SARmn)



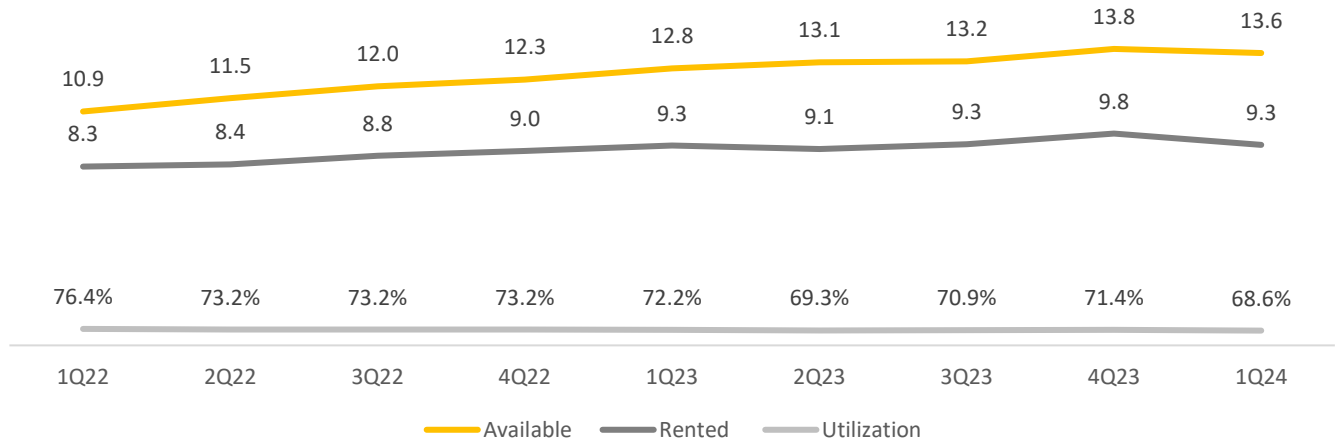
Source: Company data, GIB Capital

Figure 3: Quarterly average leasing Fleet evolution ('000)



Source: Company data, GIB Capital

Figure 2: Quarterly average rental fleet evolution ('000)



Source: Company data, GIB Capital

Disclaimer

This research report has been prepared by GIB Capital, Riyadh, Saudi Arabia. It has been prepared for the general use of GIB Capital's clients and may not be altered, redistributed, retransmitted or disclosed, in whole or in part, or in any form or manner, without the express written consent of GIB Capital. Receipt and review of this research document constitute your agreement not to redistribute, retransmit, or disclose to others the contents, opinions, conclusion, or information contained in this document prior to public disclosure of such information by GIB Capital. The information contained was obtained from various public sources believed to be reliable, but we do not guarantee its accuracy. GIB Capital makes no representations or warranties (express or implied) regarding the data and information provided and GIB Capital does not represent that the information content of this document is complete, or free from any error, not misleading, or fit for any particular purpose. This research document provides general information only. Neither the information nor any opinion expressed constitutes an offer or an invitation to make an offer, to buy or sell any securities or other investment products related to such securities or investments. It is not intended to provide personal investment advice and it does not take into account the specific investment objectives, financial situation and the particular needs of any specific person who may receive this document.

Investors should seek financial, legal or tax advice regarding the appropriateness of investing in any securities, other investment or investment strategies discussed or recommended in this document and should understand that statements regarding future prospects may not be realized. Investors should note that income from such securities or other investments, if any, may fluctuate and that the price or value of such securities and investments may rise or fall. Fluctuations in exchange rates could have adverse effects on the value of or price of, or income derived from, certain investments. Accordingly, investors may receive back less than originally invested. GIB Capital or its officers (including research analysts) may have a financial interest in securities of the issuer(s) or related investments, including long or short positions in securities, warrants, futures, options, derivatives, or other financial instruments. GIB Capital may from time to time perform investment banking or other services for, solicit investment banking or other business from, any company mentioned in this research document. GIB Capital and employees, shall not be liable for any direct, indirect or consequential loss or damages that may arise, directly or indirectly, from any use of the information contained in this research document. Where the report contains or refers to a recommendation about a specific security or securities service, please note that it may not be suitable for all recipients. Please note that the achievement of any price target may be impeded by general market and economic trends and other external factors, or if a company's profits or operating performance exceed or fall short of our expectations. The subjectivity in future expectations is complex and may miss actual or reported numbers.

This research document and any recommendations contained are subject to change without prior notice. GIB Capital assumes no responsibility to update the information in this research document. This research document is not directed to, or intended for distribution to or use by, any person or entity who is a citizen or resident of or located in any locality, state, country or other jurisdiction where such distribution, publication, availability or use would be contrary to law, or which would subject GIB Capital to any registration or licensing requirement within such jurisdiction

The principal activities of GIB Capital are Dealing, Custody, Managing, Arranging and Advising pursuant to the Capital Market Authority ("CMA") License No. 07078-37.

We use a rating system based on potential upside, 1 year from today, referred to as the Target price. For "Overweight" ratings, the estimated upside is >10%, for "Underweight", the estimated downside is <10%. For returns in between +/- 10%, we have a Neutral rating.

Contact us for queries:

Sell Side Research Department,
GIB Capital,
B1, Granada Business & Residential Park,
Eastern Ring Road, PO Box 89589, Riyadh 11692
www.gibcapital.com